

*ProFill 3008 is the new standard in 300 hole bench-top capsule filling systems. Experienced capsule users like the higher output, fast size changes & cleaning. First time filler users love the ease-of-use, indicator gauges & adjustment free change parts.*

### Easier To Use

- Easier to use than other 200 or 300 hole systems.
- Semi-automatic Orienter provides ultimate in ease of orientation.
- Four exclusive indicator gauges to assist in capsule orientation, separation, tamping & locking.
- Shipped fully assembled!
- Can operate under a Powder Hood.

### Pharmacopoeia Compliant

- Fill weights, USP/EP method, within  $\pm 1-3\%$  of average. Typically all 300 capsules/batch are within  $\pm 4-7\%$  of average. For more information visit <http://www.capsuleworld.com/3008/fwdata>.
- Validation package available for cGMP compliance.
- Can be used with different brands and types of capsules including gelatin, vegetarian/HPMC and starch capsules.

### Faster Size Changes

- Adjustment free Change Parts for sizes 00-3.
- Size changeover in only 5 -10 minutes.
- Exclusive plastic Change Parts storage box included.

### Higher Output

- Lighter-weight Orienter Tray reduces operator fatigue.
- Unique features include Quick Tamp Knobs, Semi-Automatic Orienter, Push Plate, etc.
- Fully locks capsules after filling, unlike most hand-held 200/300 hole fillers - saving you time and frustration!

### GMP & Faster Clean-Out

- High GMP, all 316 stainless steel including Filler Base.
- Caps Tray in either light weight anodized aluminum or high GMP 316 stainless steel.
- Filler's open front allows fast removal of excess powder or broken capsules during continuous production.
- Designed for fast disassembly for cleaning.

### Exclusive Options

- Over-encapsulation attachments for tablets, capsules and caplets.
- Partial batch kit for filling fewer than 300 capsules per batch.
- Over-filling kit fills more powder in the same size capsule.

**The easiest 300-hole filler to use!**  
**Up to 6000 to 9000\* capsules/hour.**

\* based on powder, operator speed & technique, excipients and weight variation limits.

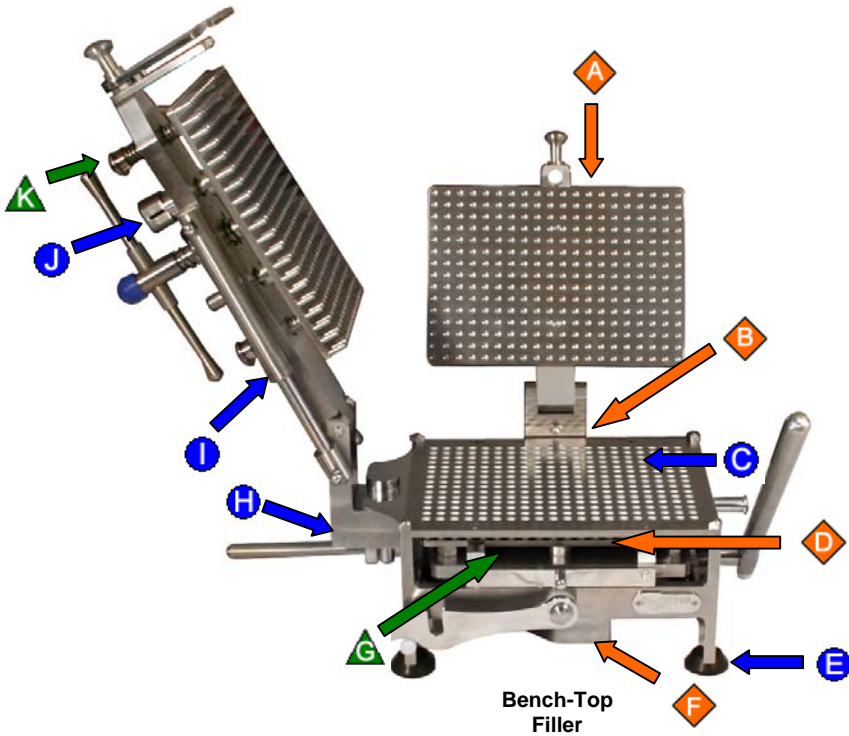
#### Designed & Manufactured By:

**TORPAC**<sup>®</sup>

www.torpac.com info@torpac.com  
 T: 1-973-244-1125 F: 1-973-244-1365  
 333 Route 46, Fairfield, NJ 07004, USA


Over 25\* design elements make the ProFill 3008 the new standard in Bench-Top Capsule Filling Systems. Many features are patented or patent pending

\*16 shown here.



<b>A</b>	Stainless Steel Locking Plate. No Rubber Pad to wear out or clean.
<b>B</b>	All 316 stainless steel (including frame). No hard chrome plating or 304 stainless steel.
<b>C</b>	Body Sheets designed for visual verification of cleaning.
<b>D</b>	Capsule plate can be removed from front for quick cleaning of any powder accumulation or broken capsules.
<b>E</b>	Rubber feet eliminate need to bolt machine to a table.
<b>F</b>	Cover for gear mechanism to minimize powder entry.
<b>G</b>	Open front for faster and easier cleaning.
<b>H</b>	Cam position indicator, great for training new operators.
<b>I</b>	Dual springs make Tamper easier to lower & raise.
<b>J</b>	Tamper depth indicator improves fill weight uniformity from batch to batch.
<b>K</b>	Quick Tamp feature saves time.

<b>L</b>	Lightweight Orienter Tray for easy separation.
<b>M</b>	Locking indicator instantly confirms capsules are fully locked.
<b>N</b>	Powder Tray has a spring loaded locating knob for speed.
<b>O</b>	Multi-use Push Plate speeds up operations.
<b>P</b>	Orienter Base common for Size 00-3. No adjustments required.



- Ease of Use
- ◆ GMP/Cleaning
- ▲ Speed

**Shipped Fully Assembled**  
**Adjustment Free Size Changeovers**



### Full System for One Capsule Size



ProFill 3008 System		
Capsule Size	Item Number	US \$
00	M8 BSA 00	\$ 8900
0	M8 BSA 0	\$ 8900
1	M8 BSA 1	\$ 8900
2	M8 BSA 2	\$ 8900
3	M8 BSA 3	\$ 8900
4	Order full system as a ProFill 3007 or order as Change Parts for your 3008. Includes a Hand-Held Orienter.	
5		
000*		

For 00el - 2el sizes contact us

ProFill 3008 System includes everything you need to fill one capsule size. Bench-Top Filler & Semi-Automatic Orienter bases, Change Parts for one capsule size, Powder Tray, Push Plate and Powder Spreader. Our standard system includes a lightweight anodized aluminum Caps Tray. For high GMP applications specify a 316 stainless steel Caps Tray (no extra charge)

Included at no extra charge: plastic storage box with partitions for easy storage of loose items when the machine is not in use, empty and locked Capsule Bins, and a set of empty capsule Measuring Bowls.

To fill additional capsule sizes, order Change Parts and, if required, a Conversion Kit. See page 4.

\*Comes with option of 192 or 180 hole Filler.



### Alternative Hand-Held Orienter



US \$5900

For smaller production areas or budgets, ProFill 3007 uses a Hand-Held Orienter which requires 3 cycles to load the Filler with 300 capsules compared to 2 cycles for the Semi-Automatic Orienter. Ask for the ProFill 3007 catalog for more information, product codes, and pricing for all capsule sizes.

### Optional Powder Vibrator

CE certified



US \$1900

ProFill M78 Powder Vibrator offers faster filling of powders that bridge or are granular, fluid or flour-like. Also reduces weight variation for fine powders. Fully enclosed in 316 stainless steel. Filler mounts on Vibrator with supplied brackets and screws. Available in 110-120 V/60Hz or 220-240 V/50Hz. To use ProFill 3007 solely with a Vibrator, order the system without the Tamper assembly. A special Powder Tray with clips is included.



Change Parts (M8 CPS):	Conversion Kit (M7 CK):
	
Includes Orienter Change Parts, Caps Tray, Locking Plate Insert, Spacer plate Feet & Body Sheet Set.	Includes Hand-Held Orienter Base, Filler Tamper & Spacer Plate

### Steps to order Change Parts for sizes 000-5:

1. Find the table below for the additional capsule size you want to fill.
2. Identify the row(s) that contain the capsule size(s) you currently fill.
3. From those rows, select the row that has the lowest **Total**.

Need Help?



for assistance

Important: ProFill 3008 available in sizes 00-3. Other sizes require ProFill 3007 Change Parts and Conversion Kit

You Have ▼ = You have all the parts you need to fill one or more of the sizes in one of the cells below.

To Fill Size 00			
You Have ▼	You Need		
	Change Parts M8 CPS 00*	Conversion Kit M8 CK 00-3	Total
0, 1, 2, or 3	\$1600		\$1600

\*Includes Size 00 Tamper Plate

To Fill Size 0			
You Have ▼	You Need		
	Change Parts M8 CPS 0	Conversion Kit M8 CK 00-3	Total
00, 1, 2, or 3	\$1600		\$1600

To Fill Size 1			
You Have ▼	You Need		
	Change Parts M8 CPS 1	Conversion Kit M8 CK 00-3	Total
00, 0, 2, or 3	\$1600		\$1600

To Fill Size 2			
You Have ▼	You Need		
	Change Parts M8 CPS 2	Conversion Kit M8 CK 00-3	Total
00, 0, 1, or 3	\$1600		\$1600

To Fill Size 3			
You Have ▼	You Need		
	Change Parts M8 CPS 3*	Conversion Kit M8 CK 00-3	Total
00, 0, 1, or 2	\$1600		\$1600

\*Includes Size 3 Tamper Plate

To Fill Size 4 †			
You Have ▼	You Need		
	Change Parts M7 CPS 4	Conversion Kit M7 CK 4-5	Total
00, 0, 1, 2, or 3	\$1550	\$1400	\$2950
5	\$1550		\$1550

To Fill Size 5 †			
You Have ▼	You Need		
	Change Parts M7 CPS 5	Conversion Kit M7 CK 4-5	Total
00, 0, 1, 2, or 3	\$1550	\$1400	\$2950
4	\$1550		\$1550

To Fill Size 000 <sup>†</sup> (Specify 180 or 192 holes)			
You Have ▼	You Need		
	Change Parts M7 CPCK 000	Conversion Kit	Total
00, 0, 1, 2, 3, 4 or 5	\$2950	Included in Change Parts	\$2950

Combo Package A <sup>Δ</sup>	Combo Package B <sup>Δ</sup>
Combo A allows you to fill 3 sizes between 00-3 \$11,900. Includes 1 full system, 2 Change Parts, 1 Conversion Kit	Combo B allows you to fill 4 sizes between 00-3 \$13,400. Includes 1 full system, 3 Change Parts, 1 Conversion Kit

For Capsule sizes 00el & 0el please contact us.

<sup>†</sup>Includes Hand-Held Orienter.

<sup>Δ</sup>Tampers are optional and purchased separately.



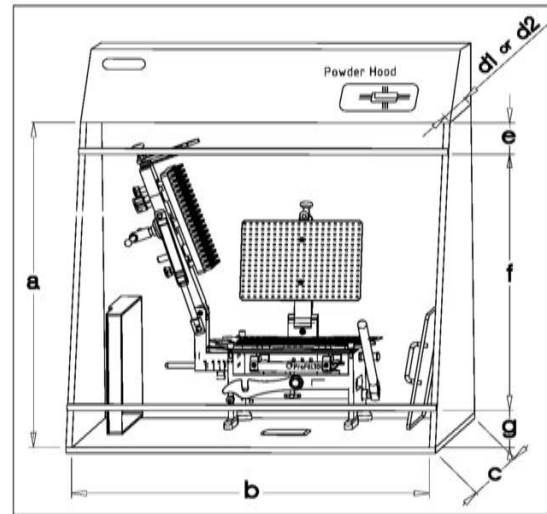
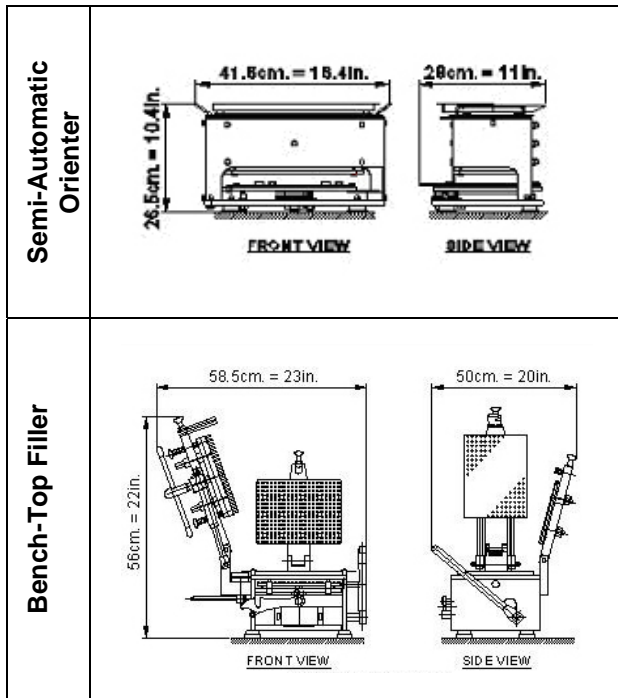
### Recommended Operating Table Size



<b>Width:</b>	48 inches (120cm) recommended width if Filler and Orienter are operated on the same table. 34 inches (90 cm) minimum width to operate the Profill 3007 Filler if the Orienter is kept on another table.
<b>Depth:</b>	30 inches (75cm) depth recommended. 24 inches (65cm) minimum depth. Filler Lifting Handle will overhang by 2 inches (5cm).
<b>Height:</b>	29 inches (73cm) or office desk height recommended if Filler is not mounted on optional Vibrator. 24 inches (60cm) recommended if Filler is mounted on optional Vibrator.

### Powder Hood Specifications

The information below is designed to assist you in selecting a powder hood for the ProFill 3008. Detailed measurements for using the ProFill 3008 under a Powder Hood can be found at <http://www.capsuleworld.com/Reference/Powder Hood Sizing.pdf>.



### Shipping Information

Item	Boxes	Shipping Wt.		Net Wt.	
		Kg	Lbs	Kg	Lbs
Bench Top Filler & Bench-Top Orienter for one capsule size. Packed in 3 boxes.	Box 1/3	53	117	33	73
	Box 2/3	17	37	14	31
	Box 3/3	22	48	17	37
Extra Change Parts (approximately)	Box 1/1	8	18	7	15
Vibrator	Box 1/1	40	88	26	57



### A) Orientation & Insertion of Empty Capsules



1. Use Capsule Bowl to scoop 200+ capsules onto Orienter Tray. Shake back and forth moving capsules into slots.



2. Tilt Orienter Tray and pour off excess capsules.



3. Place Orienter Tray on Orienter.



4. Push sliding portion of Orienter Tray to drop capsules through Orienter into Caps Tray.



5. Slide Caps Tray to position II. Repeat steps 1-5.



6. Pull out Caps Tray and place Push Plate on it.

### B) Separation of Capsule Caps & Bodies



7. Place Caps Tray on Filler.



8. Pull Cam Handle towards you to secure capsule bodies in Filler.



9. Push down Lifting Handle to separate capsule caps from bodies.



10. Lift and set aside Caps Tray containing capsule caps.



11. Release Cam Handle. This allows capsule bodies to drop so open ends are level with top surface of Filler.



12. Place Powder Tray onto Filler. This prevents powder from spilling.




### C) Filling of Capsules



**13.** Pour pre-measured powder onto Filler. Use Powder Spreader to fill powder into capsule bodies.




**14.** Lower auto-locking Tamper. Tamping enables you to fill more powder in each capsule for uniform fill weights



**15.** Press down on exclusive Quick-Tamp Knobs for a quick first tamp. Release and lift Tamper.



**16.** Spread remaining powder into capsule bodies. Bring down Tamper again.



**17.** Turn Tamper Handle to compress powder & then reverse. Use Tamper Indicator for uniform compression between batches. Or, do a quick tamp as in photo 15.



**18.** Lift Tamper & spread any remaining powder into capsules bodies. Remove Powder Tray.

### D) Locking of Capsules



**19.** Place Caps Tray with Push Plate on Filler. Slide Push Plate off.




**20.** Lower Locking Plate and lock it using the C-Clamp.



**21.** Press Lifting Handle to fully lock capsules in one step.



**22.** Release Locking Plate and lift it.



**23.** Remove Caps Tray. You have 300 filled, locked capsules!



**24.** Turn over Caps Tray and empty it into a Capsule Bin. You are ready for packaging.



## 1. What is the output?

ProFill 3008 fills up to 6000 - 9000 capsules per hour for most powders. Our engineers have included features, some patented, that make the 3008 the **fastest** and **easiest** to use 300-hole bench-top filling system on the market. The lower output is for fine powders. The higher output is for coarse free flowing powders. Your results will vary based on the powder flow properties, operator speed & technique and use of exceptions.

## 2. How accurate are fill weights?

Fill weights, USP/EP method, within  $\pm 1-3\%$  of average. Typically all 300 capsules/batch are within  $\pm 4-7\%$  of target. For more information visit [www.capsuleworld.com/3008/fwdata](http://www.capsuleworld.com/3008/fwdata).

## 3. What types of capsules can I fill?

ProFill 3008 has been tested with different brands and types of capsules including gelatin, vegetarian / HPMC and starch capsules.

## 4. What size capsules can I fill?

You can fill sizes 00, 0, 1, 2, 3. Change Parts can be ordered for any for capsule size. Changing capsules sizes is simple as no adjustments are required and it takes only 5-10 minutes. See page 4.

## 5. Can I see the system before I buy?

You can view our online videos at <http://www.capsuleworld.com>. If you do not have a high-speed connection to view online videos we recommend downloading the video and then viewing it.



## 6. Can I over-encapsulate or double-blind tablets, capsules and caplets?

Yes, you can. Please contact us for more information.

## 7. Can I fill liquids or sticky powders?

Yes, you can fill capsules with sticky powders or non-aqueous liquids. Capsules filled with liquids for stability or clinical trials, if not sealed, will need to be kept vertical to minimize leakage between the cap and body. Capsules filled with liquids for commercial sale require sealing using equipment purchased separately. Contact us for more information.

## 8. Can it be cleaned in an automatic dishwasher or autoclaved?

Yes, everything except the anodized aluminum Caps Tray (if ordered) is dishwasher safe to 70 °C (160 °F). You may need special size equipment to wash the Filler Base due to its size and weight. Everything except the Orienter Base and Powder Spreader is autoclave safe to 121 °C, 15 psi for 15 minutes.

## 9. What are the Materials of Construction?










The Filler Base and all fill material contact parts are stainless steel 316. The Caps Tray is either anodized aluminum or stainless steel 316 as per your option. All plastic parts are food grade certified. There are three copper alloy bushings and hard chrome plated gears that are enclosed. For more information visit [www.capsuleworld.com/3008/moc](http://www.capsuleworld.com/3008/moc) or ask for our GMP Compliance Guide

## 10. What are the installation and utility requirements?

See page 5 for the recommended table size and height. No utilities (electricity, compressed air or water) are required unless you order the optional powder Vibrator. The Vibrator operates on 110-120 Volts / 60 Hz or 220-240 Volts / 50 Hz. If you have different electrical requirements specify them in your order.



### Optional Accessories

Item Description	Voltage/Frequency	Capsule Size	Item #	\$US	
<b>Powder Vibrator *</b> Use of a vibrator can reduce weight variation and filling time for powders that bridge or are granular, fluid or flour-like. Includes Vibrator Powder Tray and clamps (M78 PTray&Clamp).		110-120 Volts/60Hz	All Sizes	M78 VIB 110	\$1900.00
		220-240 Volts/50Hz	All Sizes	M78 VIB 220	\$1900.00
<b>Vibrator Powder Tray</b> Optional acrylic Powder Tray with 2 clamps to reduce powder leakage under the Powder Tray. Required when using Vibrator.			All Sizes	M78 PTray&Clamp	\$260.00
<b>Capsule Locking Plate &amp; Capsule Locker</b> For fully locking capsules with coarse or sticky powders e.g. salt, dolomite, frankincense, charcoal. Capsule Locker is size specific and locks 25 capsules at a time. Capsule Locking Plate is common for sizes 00-4. Both Locker & Locking Plate are required.			000	MX CL 000	\$37.50
			00-4	MX CL Specify Capsule Size	\$30.00
			000	MX CLP 000	\$212.50
			00-4	MX CLP Specify Capsule Size	\$170.00
<b>Lifting Handle Aluminum</b> A longer Lifting Handle to make capsule locking easier.			All Sizes	M78 LH AL	\$100.00
<b>Caps Tray</b> Purchase an additional Caps Tray in high GMP Stainless Steel 316.			000, 5 & 00-2el	M67 CT SS Specify Capsule Size	\$500.00
			00-4	M67 CT SS Specify Capsule Size	\$400.00
<b>Caps Tray</b> Purchase an additional Caps Tray in light weight Anodized Aluminum.			000, 5 & 00-2el	M67 CT AL Specify Capsule Size	\$500.00
			00-4	M67 CT AL Specify Capsule Size	\$400.00
<b>Production Stand</b> Reduce the space required to operate the ProFill 3008. The stand organizes and provides easy access to all the loose parts. Stand only. Parts shown for illustration.			All Sizes	MX STAND	\$150.00
<b>30-pin Tamper</b> For use with Partial Batch Kit (available for ProFill 3007).			All Sizes	M67 T30P Specify Capsule Size	\$90.00
<b>Overfill Kit</b> Fill up to 5-8% additional powder when used with Tamper. May not increase fill weight of coarse powders, granulated powders or powders that flow out of capsule bodies when tamped.			All Sizes	M78 OK CS Specify Capsule Size	\$60.00

\* ProFill 3007 and 3008 can be ordered without the Tamper Assembly for use only on the Vibrator.

### Over-Encapsulation



#### Orienter for Capsule-in-Capsule

This allows you to put capsules inside capsules using your existing ProFill System.




#### Tablet Fill Attachment

Over-encapsulate round tablets 6.0-7.3 mm diameter and 2.0-3.5 mm height. For round tablets outside this size range, order a custom TFA. Delivery 6-8 weeks.



#### Caplet Attachment

For caplets or non-round tablets. Engineering drawing of tablet required. Delivery 6-8 weeks.



#### Over-Encapsulation Frame

Required for use with Orienter or Caplet Attachment.

Contact us for more information on our Over-Encapsulation accessories



### Capsule Fillers



#### Hand-held 100-hole Capsule Filler with Orienter

Up to 2000-3000 Capsules per hour. Easy to operate and up to 35% faster than similar fillers due to its patented design. Change Parts and a full range of accessories are available. Offered in Sizes 000-5 and all el sizes. Over 5000 in use globally!

**ProFill<sup>100</sup>**



#### Hand-held 300-hole Capsule Filler

For the growing company and for use under powder hoods or in glove-box isolators. Fully locks capsules after filling. The only 300-hole hand-held you can upgrade as the Change Parts of the 3006 also fit the 3007 bench-top Filler. The same Orienter works with 3006 & 3007. Output up to 4500-6900 Capsules per hour. Available in Sizes 000-4 & all el sizes.

**ProFill<sup>3006</sup>**



#### Bench-top\* Capsule Filler & Hand-held Orienter

Easiest bench-top system to set-up and use. Includes a hand-held Orienter. Up to 6000-9000 capsules per hour. Options include Partial Batch Kit and Vibrator. Available in Sizes 000-5 and all el sizes.

**ProFill<sup>3007</sup>**



#### Bench-top\* Capsule Filler & Semi-automatic Orienter

Our bench-top system for those who prefer the traditional European style "semi-automatic" Orienter. Up to 6000-9000 capsules per hour. Optional Vibrator. Available in Sizes 00-3. Other sizes use a hand-held orienter.

**ProFill<sup>3008</sup>**

*\*Bench-top Systems are designed for easier operation to enable continuous production. The 3007 includes our innovative hand-held orienter. For customers who use the traditional European style "semi-automatic" orienter we offer the 3008.*

### Other Equipment



#### Capsule / Caplet Film Coater

For R&D. Ideal for enteric or film coating small batches of capsules and caplets with solvent based coatings.



**ProCoater**



#### Filling Funnel

For precision capsule filling on a balance. Includes Tamper. Made from stainless steel 316. Available in all capsule sizes including veterinary sizes.

**ProFunnel**

